



## Product Information

# Sanyo 26" Thru the Wall Air Conditioners & Heat Pump

## STB-Series



Cooling Only Model



Cooling + Heating Model



Heat Pumps Model



### Main Features

- Attractive Appearance
- 8 Different models which include a variety of cooling, Cool/Heat and Heat Pump
- Industry Standard Wall Sleeve (Not included) 26"(W) X 15-5/8"(H) X 16-7/8"
- Solid State Control (H/P)
- Up Front Slide Out Washable Air Filter
- Two Fan speeds and Fan Only Setting
- Slide out Chassis
- Efficient Rotary Compressor
- 2 Stage Thermostat (H/P)
- 4 Way Adjustable Air Discharge
- Hidden Vent Control
- Fan Cycle Switch
- Indoor Coil Freeze Control (H/P)
- Compressor Random Restart Function(H/P)

# Model Identification

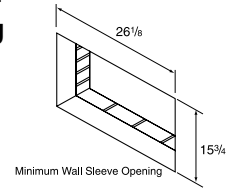
**STB 06 2 3 C 1**

Sanyo 26" Thru the wall  
 Nominal Cooling Capacity  
 08: 8000BTU  
 10: 10000BTU  
 11: 11000BTU  
 12: 12000BTU

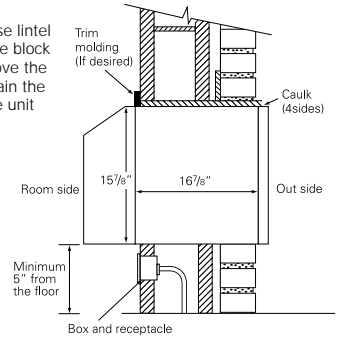
Development Flag  
 Type  
 C: Cooling H: Heat Pump  
 Electric Heater size (See below)  
 0: No Electric Heater 1: 1.2kw 3: 3.4kw  
 Voltage:  
 1: 115V 2: 230/208V

# Dimension of Wall Opening

Wall opening of 26-1/8" x 15-3/4" is required



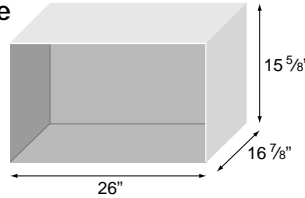
Be sure to use lintel to support the block and brick above the sleeve to retain the weight of the unit



# Wall Receptacles



# Wall Sleeve Dimension



# Specification

	COOLING ONLY MODEL			
Model Number	STB0810C1	STB1010C1	STB1020C1	STB1220C1
Voltage (V)	115	115	230/208	230/208
Cooling Capacity (BTU/h)	8200	10200	9700/9500	11500/11300
Cooling EER (BTU/hW)	8.7	8.5	8.5/8.5	8.5/8.5
Cooling Watts (W)	940	1200	1140/1110	1350/1330
Cooling Amps (A)	8.3	10.6	5.0/5.3	6.1/6.6
Plug Type	Parallel	Parallel	Tandem	Tandem
Recommended Circuit Protection (Time Delay) (A)	15	15	15	15
Dehumidification (Pints/h)	2.0	2.7	2.6	3.2
Indoor CFM (Hi / Lo)	270/240	270/240	270/240	270/240
Weight Ship / Net (lb)	93/82	101/90	100/89	104/93

	COOLING & ELECTRIC HEATING MODEL			HEAT PUMP MODEL
Model Number	STB0811C1	STB1023C1	STB1123C1	STB0823H1
Voltage (V)	115	230/208	230/208	230/208
Cooling Capacity (BTU/h)	8000	9500/9300	11300/11000	8000/7800
Cooling EER (BTU/hW)	8.7	8.5/8.5	8.5/8.5	8.5/8.5
Cooling Watts (W)	920	1120/1090	1330/1310	940/920
Cooling Amps (A)	8.3	5.0/5.3	6.0/6.5	4.2/4.5
Plug Type	Parallel	Perp.	Perp.	Perp.
Recommended Circuit Protection (Time Delay) (A)	15	20	20	20
H/P CAPACITY (BTU/h)	-	-	-	7500/7400
H/P COP (W/W)	-	-	-	2.5/2.5
H/P Watts (W)	-	-	-	880/870
H/P Amperes (A)	-	-	-	4.0/4.3
Electric Heating Capacity (BTU/h)	4040	11250/9200	11250/9200	11250/9200
Electric Heating Watts (kW)	1350	3550/2930	3550/2930	3550/2980
Electric Heating Amperes (A)	12.0	15.5/14.2	15.5/14.2	15.5/14.2
Dehumidification (Pints/h)	2.0	2.6	3.2	2.0
Indoor CFM (Hi / Lo)	250/220	250/220	250/220	250/220
Weight (Ship / Net)	93/82	100/89	106/95	101/90

Specifications subject to change without notice.

# Warranty

- Full one-year warranty. Includes service on property. ( Parts and labor included.)
- Full five-year warranty on sealed system. Includes service on property. ( Parts and labor included.)
- 2nd-5th year limited parts warranty. \*Please refer to warranty policy for more detail.



Q 3135

E 11583

The product is produced by Sanyo Airconditioner Manufacturing(S)



**SANYO Fisher Company**  
 A Division of SANYO North America Corporation  
 21605 Plummer Street Chatsworth, CA 91311 USA  
 Phone: 818-998-7322 Fax:818-717-2703  
 website: <http://www.sanyohvac.com>